



OLD HICKORY

BUILDINGS

A Tradition of Quality
SINCE 1997



BUY OR RENT TO OWN

OLDHICKORYBUILDINGS.COM



IT'S NOT JUST ANY OLD BUILDING... IT'S AN
OLD HICKORY BUILDING



DEPENDABLE LONGEVITY

SINCE 1997

With over 700 locations in North America, a huge variety of buildings and options to choose from, and an inventory of over 10,000 buildings in stock and ready to deliver, you're sure to get the building you need, when you need it.



EXCEEDING OUR CUSTOMER'S EXPECTATIONS

Using the old fashioned, country tradition of barn building, we at Old Hickory Buildings create quality storage buildings for many happy customers throughout North America. Our factories use the same traditional construction techniques and philosophies handed down from generation to generation among the many Amish and Mennonite communities. In fact, the kind of quality, care and attention to detail that we put into each and every one of our barns is how we became leaders in our industry. Our overriding philosophy of quality can be seen in our company's culture every day. From the premium materials we use to the engineer certification process, and from our highly skilled and customer friendly delivery drivers to our knowledgeable salespeople, you can be confident that you'll get the best building for your needs at a price within your budget.



A TRADITION OF QUALITY

Old Hickory Buildings is a leader you can trust in the portable storage industry. For over 20 years, we have succeeded by providing our customers with dependable storage solutions and a quality buying experience.



OLDHICKORYBUILDINGS.COM

LOFTED BARN PRICING
TREATED & PAINTED (ONE COLOR)

SIZE	CASH PRICE*	RENT TO OWN (36 MO)	RENT TO OWN (48 MO)**
8x10	\$2,525	\$116 ⁹⁰	\$105 ²¹
8x12	\$2,695	\$124 ⁷⁷	\$112 ²⁹
8x16	\$3,075	\$142 ³⁶	\$128 ¹³
10x10	\$2,995	\$138 ⁶⁶	\$124 ⁷⁹
10x12	\$3,245	\$150 ²³	\$135 ²¹
10x14	\$3,595	\$166 ⁴⁴	\$149 ⁷⁹
10x16	\$3,795	\$175 ⁶⁹	\$158 ¹³
10x20	\$4,595	\$212 ⁷³	\$191 ⁴⁶
12x16	\$4,725	\$218 ⁷⁵	\$196 ⁸⁸
12x20	\$5,275	\$244 ²¹	\$219 ⁷⁹
12x24	\$6,325	\$292 ⁸²	\$263 ⁵⁴
12x28	\$7,225	\$334 ⁴⁹	\$301 ⁰⁴
12x30	\$7,625	\$353 ⁰¹	\$317 ⁷¹
12x32	\$7,745	\$358 ⁵⁶	\$322 ⁷¹
12x36	\$8,445	\$390 ⁹⁷	\$351 ⁸⁸
12x40	\$8,995	\$416 ⁴⁴	\$374 ⁷⁹
14x24	\$8,175	\$378 ⁴⁷	\$340 ⁶³
14x28	\$9,295	\$430 ³²	\$387 ²⁹
14x32	\$10,445	\$483 ⁵⁶	\$435 ²¹
14x36	\$11,275	\$521 ⁹⁹	\$469 ⁷⁹
14x40	\$11,975	\$554 ⁴⁰	\$498 ⁹⁶
➤16x24	\$9,775	\$452 ⁵⁵	\$407 ²⁹
➤16x28	\$11,125	\$515 ⁰⁵	\$463 ⁵⁴
➤16x32	\$12,525	\$579 ⁸⁶	\$521 ⁸⁸
➤16x36	\$13,525	\$626 ¹⁶	\$563 ⁵⁴
➤16x40	\$14,345	\$664 ¹²	\$597 ⁷¹

- 6'3" inside wall height standard

- Up to 16ft of loft included in price, depending on size. Additional charges apply if over 16ft. No discount for subtracting loft.



SHOWN WITH EXTRA OPTIONS:
(2) 3x3 WINDOWS

LOFTED BARN



UTILITY SHED



- 6'3" Inside wall height standard

- Optional 7' tall walls (81"inside) available

- Optional 8' tall walls (92"inside) available



SHOWN WITH 8' TALL WALLS

UTILITY SHED PRICING
TREATED & PAINTED (ONE COLOR)
6' WALLS

SIZE	CASH PRICE*	RENT TO OWN (36 MO)	RENT TO OWN (48 MO)**
8x8	\$1,995	\$92 ³⁶	\$83 ¹³
8x10	\$2,125	\$98 ³⁸	\$88 ⁵⁴
8x12	\$2,245	\$103 ⁹⁴	\$93 ⁵⁴
8x16	\$2,975	\$137 ⁷³	\$123 ⁹⁶
10x10	\$2,695	\$124 ⁷⁷	\$112 ²⁹
10x12	\$2,845	\$131 ⁷¹	\$118 ⁵⁴
10x14	\$3,245	\$150 ²³	\$135 ²¹
10x16	\$3,395	\$157 ¹⁸	\$141 ⁴⁶
10x20	\$4,195	\$194 ²¹	\$174 ⁷⁹
12x16	\$4,195	\$194 ²¹	\$174 ⁷⁹
12x20	\$4,825	\$223 ³⁸	\$201 ⁰⁴
12x24	\$5,495	\$254 ⁴⁰	\$228 ⁹⁶
12x28	\$6,375	\$295 ¹⁴	\$265 ⁶³
12x30	\$6,775	\$313 ⁶⁶	\$282 ²⁹
12x32	\$7,125	\$329 ⁸⁶	\$296 ⁸⁸
12x36	\$7,695	\$356 ²⁵	\$320 ⁶³
12x40	\$8,175	\$378 ⁴⁷	\$340 ⁶³
14x24	\$7,525	\$348 ³⁸	\$313 ⁵⁴
14x28	\$8,395	\$388 ⁶⁶	\$349 ⁷⁹
14x32	\$9,575	\$443 ²⁹	\$398 ⁹⁶
14x36	\$10,695	\$495 ¹⁴	\$445 ⁶³
14x40	\$11,525	\$533 ⁵⁶	\$480 ²¹
➤16x24	\$8,995	\$416 ⁴⁴	\$374 ⁷⁹
➤16x28	\$10,075	\$466 ⁴⁴	\$419 ⁷⁹
➤16x32	\$11,495	\$532 ¹⁸	\$478 ⁹⁶
➤16x36	\$12,825	\$593 ⁷⁵	\$534 ³⁸
➤16x40	\$13,825	\$640 ⁰⁵	\$576 ⁰⁴

BARN PRICING
TREATED & PAINTED (ONE COLOR)

SIZE	CASH PRICE*	RENT TO OWN (36 MO)	RENT TO OWN (48 MO)**
8x8	\$1,875	\$86 ⁸¹	\$78 ¹³
8x10	\$1,995	\$92 ³⁶	\$83 ¹³
8x12	\$2,125	\$98 ³⁸	\$88 ⁵⁴
8x16	\$2,695	\$124 ⁷⁷	\$112 ²⁹
10x10	\$2,425	\$112 ²⁷	\$101 ⁰⁴
10x12	\$2,525	\$116 ⁹⁰	\$105 ²¹
10x14	\$2,925	\$135 ⁴²	\$121 ⁸⁸
10x16	\$3,025	\$140 ⁰⁵	\$126 ⁰⁴
10x20	\$3,675	\$170 ¹⁴	\$153 ¹³
12x16	\$3,975	\$184 ⁰³	\$165 ⁶³
12x20	\$4,595	\$212 ⁷³	\$191 ⁴⁶
12x24	\$5,375	\$248 ⁸⁴	\$223 ⁹⁶

- 4' INSIDE WALL HEIGHT

BARN



STUDIO SHED



- Rear Wall: 75"-76.5" (depending on options chosen)

- Front Wall: Minimum 100" (increases with shed width)

- Roof Pitch: 3/12



SHOWN WITH EXTRA OPTIONS:
(2) 2x3 WINDOWS | (1) HOUSE - STYLE DOOR WITH 9 LITE WINDOW | (3) 10"x35" WINDOWS
8' WIDE COMES WITH SINGLE WOOD DOOR, 10' WIDE AND WIDER COMES WITH DOUBLE WOOD DOORS.

STUDIO SHED PRICING
TREATED & PAINTED (ONE COLOR)

SIZE	CASH PRICE*	RENT TO OWN (36 MO)	RENT TO OWN (48 MO)**
8x12	\$2,370	\$109 ⁷²	\$98 ⁷⁵
8x16	\$3,100	\$143 ⁵²	\$129 ¹⁷
10x10	\$2,820	\$130 ⁵⁶	\$117 ⁵⁰
10x12	\$2,970	\$137 ⁵⁰	\$123 ⁷⁵
10x14	\$3,370	\$156 ⁰²	\$140 ⁴²
10x16	\$3,520	\$162 ⁹⁶	\$146 ⁶⁷
10x20	\$4,320	\$200 ⁰⁰	\$180 ⁰⁰
12x16	\$4,320	\$200 ⁰⁰	\$180 ⁰⁰
12x20	\$4,950	\$229 ¹⁷	\$206 ²⁵
12x24	\$5,620	\$260 ¹⁹	\$234 ¹⁷
12x28	\$6,500	\$300 ⁹³	\$270 ⁸³
12x30	\$6,900	\$319 ⁴⁴	\$287 ⁵⁰
12x32	\$7,250	\$335 ⁶⁵	\$302 ⁰⁸
12x36	\$7,820	\$362 ⁰⁴	\$325 ⁸³
12x40	\$8,300	\$384 ²⁶	\$345 ⁸³
14x24	\$7,650	\$354 ¹⁷	\$318 ⁷⁵
14x28	\$8,520	\$394 ⁴⁴	\$355 ⁰⁰
14x32	\$9,700	\$449 ⁰⁷	\$404 ¹⁷
14x36	\$10,820	\$500 ⁹³	\$450 ⁸³
14x40	\$11,650	\$539 ³⁵	\$485 ⁴²
➤16x24	\$9,120	\$422 ²²	\$380 ⁰⁰
➤16x28	\$10,200	\$472 ²²	\$425 ⁰⁰
➤16x32	\$11,620	\$537 ⁹⁶	\$484 ¹⁷
➤16x36	\$12,950	\$599 ⁵⁴	\$539 ⁵⁸
➤16x40	\$13,950	\$645 ⁸³	\$581 ²⁵

- See pages 9-12 for siding, colors & building options.
- All 8' wide buildings come with a single door (excluding packages).
- All 10', 12', 14' & 16' wide buildings come with double doors (excluding packages).

*Prices shown include 3% discount offered for purchases made with cash or check. Credit card purchases are not eligible for the discounted price and will be priced 3% higher.
One color paint/water sealer included in above price. Urethane and additional colors are extra.

12' wide and over buildings are measured across the eaves due to DOT regulations (all others are measured from outside corners).
➤ 16' wide buildings not available in all areas. See dealer for details.
**Not available at all locations. See dealer for details.

PLAYHOUSE

- **BUILDING MUST INCLUDE A PORCH TO GET PACKAGE PRICE**
- **ADD PACKAGE PRICE TO SAME SIZE UTILITY SHED OR LOFTED BARN**

Includes 9 lite window door, 4 ft. porch*, two posts, and three 2x3 windows. The Utility Style Playhouse Package will include 8 ft. walls. Package price does not include wooden barn doors.

*Total length of building includes 4ft porch.

\$695

ADDS \$32¹⁸ TO 36 MONTH RENT
ADDS \$28⁹⁶ TO 48 MONTH RENT*



BEIGE PAINT & BARN WHITE TRIM PAINT ON LP SMART PANEL SIDING

BROWN PAINT & BARN WHITE TRIM PAINT ON LP SMART PANEL SIDING



PINNACLE RED PAINT & BARN WHITE TRIM PAINT ON LP SMART PANEL SIDING

T1-11 PRESSURE TREATED SIDING

DELUXE PLAYHOUSE

- **BUILDING MUST INCLUDE A PORCH TO GET PACKAGE PRICE**
- **ADD PACKAGE PRICE TO SAME SIZE UTILITY SHED OR LOFTED BARN**

Includes 9 lite window door, porch, porch railing (Included porch railing is 3 sections that are approx. 4ft each.), four posts, and five 2x3 windows. The Utility Style Deluxe Playhouse Package will also include 8ft walls. Minimum size is 12x24. Package price does not include wooden barn doors.

*Total length of building includes 4ft porch.

\$1,275

ADDS \$59⁹³ TO 36 MONTH RENT
ADDS \$53¹³ TO 48 MONTH RENT*



T1-11 PRESSURE TREATED SIDING

MAHOGANY URETHANE & BARN WHITE TRIM PAINT ON LP SMART PANEL SIDING

SIDE PORCH

- **BUILDING MUST INCLUDE A PORCH TO GET PACKAGE PRICE**
- **ADD PACKAGE PRICE TO SAME SIZE UTILITY SHED OR LOFTED BARN**

Includes 9 lite window door, porch, porch railing (included porch railing is approx. 4 ft.), one post, two 2x3 windows and double barn doors. The Utility Style Side Porch Package will also include 8 ft. walls.

*Total length of building includes 4ft porch.

\$795

ADDS \$36⁸¹ TO 36 MONTH RENT
ADDS \$33¹³ TO 48 MONTH RENT*

SHED DORMER

- **ADD PACKAGE PRICE TO SAME SIZE UTILITY SHED**

Includes three 10"x29" windows in dormer. Pressure Treated buildings are 81" inside wall height. Painted/Urethane buildings are 82.5" inside wall height. Only available on 8', 10' & 12' wide buildings. Comes with 7/12 pitch roof standard. This is a package deal, options may be removed but no credit given on price. More than one dormer can be added to building if size permits. Add \$695 for each additional dormer.

Package shown with extra options including two 2x3 windows with shutters, two 10"x29" windows in doors and different color shutter trim and doors.

\$895

ADDS \$41⁴⁴ TO 36 MONTH RENT
ADDS \$37²⁹ TO 48 MONTH RENT*



GAP GRAY PAINT, NAVAJO TRIM PAINT & DRIFTWOOD URETHANE ON SHUTTERS & DOORS ON LP SMART PANEL SIDING

GARAGE

- **BUILDING MUST INCLUDE A GARAGE DOOR AND HOUSE-STYLE DOOR TO QUALIFY FOR PACKAGE PRICE**
- **ADD PACKAGE PRICE TO SAME SIZE UTILITY SHED OR LOFTED BARN**

Includes garage door, solid house-style door, one 2x3 window and 12" on center floor joists. The Utility Style Garage Package will also include 8 ft. walls. Package price does not include wooden barn doors. 10' wide buildings require 2 additional skids.

9' GARAGE DOOR

\$795

ADDS \$36⁸¹ TO 36 MONTH RENT
ADDS \$33¹³ TO 48 MONTH RENT*

8' GARAGE DOOR

\$785

ADDS \$36³⁴ TO 36 MONTH RENT
ADDS \$32⁷¹ TO 48 MONTH RENT*



SCARLET RED PAINT & BARN WHITE TRIM PAINT ON LP SMART PANEL SIDING

T1-11 PRESSURE TREATED SIDING



BARN WHITE PAINT & GAP GRAY TRIM PAINT ON LP SMART PANEL SIDING

GABLE DORMER

- **ADD PACKAGE PRICE TO SAME SIZE UTILITY SHED**

Includes one 18" octagonal window. Pressure Treated buildings are 92" inside wall height. Painted/Urethane buildings are 93.5" inside wall height. This is a package deal, options may be removed but no credit given on price. More than one dormer can be added to building if size permits. Add \$695 for each additional dormer.

Package shown with extra options including two 3x3 windows with shutters, one 2x3 window with shutters, two 10"x29" windows in doors and different color trim.

\$895

ADDS \$41⁴⁴ TO 36 MONTH RENT
ADDS \$37²⁹ TO 48 MONTH RENT*

*Not available at all locations. See dealer for details.

*Not available at all locations. See dealer for details.

ANIMAL SHELTER

FEATURES

- 4x6 Pressure Treated perimeter base.
 - 1 1/4" Pressure Treated Kick Boards approximately 4' high, spaced 1.5" apart
 - 8' wide opening is standard. Up to 10' wide openings available. See dealer for special pricing on custom width frameouts.
 - Standard one stall per 20 feet of length or less (not counting tack room), unless specifically ordered differently.
For example a 12x12 would have one stall standard, a 12x20 would have one stall standard, a 12x24 would come with 2 stalls and 1 divider wall standard – all examples are without tack room.
 - Additional stalls (includes opening and divider) can be added for \$350 per stall (optional).
- TACK ROOM**
- \$95/foot of length (minimum of 4'). (Tack Room starts on an outside end wall. Add \$350 to start on an inside divider wall.)
 - Pressure Treated or T&G flooring depending on area and availability.
 - OSB divider wall between tack room and stall.
 - 3' Wooden Barn door on all tack rooms. Upgrade to 4' wooden barn door for \$20 (where applicable).

Buildings will be set directly on ground with no blocking. Ground must be suitable for application prior to delivery.

ANIMAL SHELTER SECURITY DEPOSITS



12' wide and over buildings are measured across the eaves due to DOT regulations (all others are measured from outside corners). | *Prices shown include 3% discount offered for purchases made with cash or check. Credit card purchases are not eligible for the discounted price and will be priced 3% higher. | ►16' wide buildings not available in all areas. See dealer for details. | **Not available at all locations. See dealer for details. One color paint/water sealer included in above price. Urethane and additional colors are extra.

ANIMAL SHELTER PRICING TREATED & PAINTED (ONE COLOR) 8' WALLS

SIZE	CASH PRICE*	RENT TO OWN (36 MO)	RENT TO OWN (48 MO)**
8x12	\$2,370	\$109 ⁷²	\$98 ⁷⁵
8x16	\$3,100	\$143 ⁵²	\$129 ¹⁷
10x10	\$2,820	\$130 ⁵⁶	\$117 ⁵⁰
10x12	\$2,970	\$137 ⁵⁰	\$123 ⁷⁵
10x14	\$3,370	\$156 ⁰²	\$140 ⁴²
10x16	\$3,520	\$162 ⁹⁶	\$146 ⁶⁷
10x20	\$4,320	\$200 ⁰⁰	\$180 ⁰⁰
12x16	\$4,320	\$200 ⁰⁰	\$180 ⁰⁰
12x20	\$4,950	\$229 ¹⁷	\$206 ²⁵
12x24	\$5,620	\$260 ¹⁹	\$234 ¹⁷
12x28	\$6,500	\$300 ⁹³	\$270 ⁸³
12x30	\$6,900	\$319 ⁴⁴	\$287 ⁵⁰
12x32	\$7,250	\$335 ⁶⁵	\$302 ⁰⁸
12x36	\$7,820	\$362 ⁰⁴	\$325 ⁸³
12x40	\$8,300	\$384 ²⁶	\$345 ⁸³
14x24	\$7,650	\$354 ¹⁷	\$318 ⁷⁵
14x28	\$8,520	\$394 ⁴⁴	\$355 ⁰⁰
14x32	\$9,700	\$449 ⁰⁷	\$404 ¹⁷
14x36	\$10,820	\$500 ⁹³	\$450 ⁸³
14x40	\$11,650	\$539 ³⁵	\$485 ⁴²
►16x24	\$9,120	\$422 ²²	\$380 ⁰⁰
►16x28	\$10,200	\$472 ²²	\$425 ⁰⁰
►16x32	\$11,620	\$537 ⁹⁶	\$484 ¹⁷
►16x36	\$12,950	\$599 ⁵⁴	\$539 ⁵⁸
►16x40	\$13,950	\$645 ⁸³	\$581 ²⁵



ANIMAL SHELTER
Shown with additional stall. See features for details.



ANIMAL SHELTER & TACK ROOM
Shown with 4' door. 10" x 35" window in door is extra and not included in package price. See page 12 for option pricing.

ECONOMY PRICING TREATED & PAINTED (ONE COLOR)

SIZE	CASH PRICE*	RENT TO OWN (36 MO)	RENT TO OWN (48 MO)**
8x8	\$1,775	\$82 ¹⁸	\$73 ⁹⁶
8x12	\$2,025	\$93 ⁷⁵	\$84 ³⁸
10x12	\$2,425	\$112 ²⁷	\$101 ⁰⁴

- The above prices are for the Economy Barn and the Economy Utility.
- Supplies limited on Economy Buildings.
- Lead times for custom orders vary.
- Economy Utility Sheds come with 6' walls ONLY.
- NON-CERTIFIED ONLY.
- Economy Buildings are sold as is – no warranty.

METAL SHED



- SPACIOUS 6'7" TALL WALLS STANDARD ON METAL SHED & METAL LOFTED
- 36" OC STUDS/TRUSSES ARE STANDARD

METAL SHED PRICING

SIZE	CASH PRICE*	RENT TO OWN (36 MO)	RENT TO OWN (48 MO)**
10x10	\$2,245	\$103 ⁹⁴	\$93 ⁵⁴
10x12	\$2,475	\$114 ⁵⁸	\$103 ¹³
10x16	\$2,845	\$131 ⁷¹	\$118 ⁵⁴
10x20	\$3,325	\$153 ⁹⁴	\$138 ⁵⁴
12x16	\$3,545	\$164 ¹²	\$147 ⁷¹
12x20	\$3,975	\$184 ⁰³	\$165 ⁶³
12x24	\$4,475	\$207 ¹⁸	\$186 ⁴⁶
12x28	\$5,045	\$233 ⁵⁶	\$210 ²¹
12x32	\$5,545	\$256 ⁷¹	\$231 ⁰⁴

METAL LOFTED



METAL LOFTED PRICING

SIZE	CASH PRICE*	RENT TO OWN (36 MO)	RENT TO OWN (48 MO)**
8x10	\$2,375	\$109 ⁹⁵	\$98 ⁹⁶
8x12	\$2,475	\$114 ⁵⁸	\$103 ¹³
8x16	\$2,745	\$127 ⁰⁸	\$114 ³⁸
10x10	\$2,845	\$131 ⁷¹	\$118 ⁵⁴
10x12	\$2,995	\$138 ⁶⁶	\$124 ⁷⁹
10x16	\$3,545	\$164 ¹²	\$147 ⁷¹
10x20	\$3,975	\$184 ⁰³	\$165 ⁶³
12x16	\$4,225	\$195 ⁶⁰	\$176 ⁰⁴
12x20	\$4,775	\$221 ⁰⁶	\$198 ⁹⁶
12x24	\$5,325	\$246 ⁵³	\$221 ⁸⁸
12x28	\$5,845	\$270 ⁶⁰	\$243 ⁵⁴
12x32	\$6,425	\$297 ⁴⁵	\$267 ⁷¹

CHOOSE ANY METAL COLOR(S) FROM PAGE 9 FOR ROOF, SIDING & TRIM.
(STANDARD OR SPECIAL ORDER METAL COLORS INCLUDED IN PRICE.)

METAL BUILDING OPTIONS

2' x 3' WINDOW (CENTER OF BACK WALL ONLY)	\$75
3' x 3' WINDOW (CENTER OF BACK WALL ONLY)	\$85
SHELVES (3 TIER, PRICED PER FOOT OF WIDTH)	\$10/ft
SINGLE 3' DOOR	\$60
SINGLE 4' DOOR	\$80
DOUBLE DOORS	\$120
WORKBENCH (PRICED PER FOOT OF WIDTH)	\$12/ft
9' x 7' GARAGE DOOR (WALL MUST BE AT LEAST 12' WIDE x 8' TALL) (12" ON CENTER FLOOR JOISTS INCLUDED)	\$595
8' x 7' GARAGE DOOR (WALL MUST BE AT LEAST 10' WIDE x 8' TALL) (12" ON CENTER FLOOR JOISTS INCLUDED) *10' WIDE BUILDINGS REQUIRE 2 ADDITIONAL SKIDS	\$585
ADDITIONAL SKIDS (EACH)	\$3.50/ft
3/4" FLOORING	\$.40/sq ft
12" ON CENTER FLOOR JOISTS	\$.30/sq ft
CERTIFIED MODELS	Additional 5%
NO OPTIONS ON SIDE WALL OF METAL BUILDINGS	



METAL PROVIDED BY:



WWW.METALMAX.COM

*Prices shown include 3% discount offered for purchases made with cash or check. Credit card purchases are not eligible for the discounted price and will be priced 3% higher. | **Not available at all locations. See dealer for details.

METAL COLORS | ROOFING, SIDING & TRIM

STANDARD METAL*

RUSTIC RED	BURNISHED SLATE
CHARCOAL	HUNTER GREEN
BLACK	SILVER

SPECIAL ORDER METAL*

+ \$45 (EXCLUDING METAL BUILDINGS)

BRILLIANT WHITE	ALAMO WHITE	ASH GRAY
LIGHT STONE	TAN	TAUPE
PEWTER GRAY	BROWN	BRITE RED
BURGUNDY	GALLERY BLUE	OCEAN BLUE

SHINGLE ROOF*

WEATHERED WOOD	DARK BROWN	BLACK	EVERGREEN
----------------	------------	-------	-----------

METAL ADVANTAGES

- 29 Gauge high quality metal.
- **30 YEAR LIMITED WARRANTY**
All metal roofing and siding comes with a 30 year limited warranty against rust through.
- Match your home or existing building(s) or offer a nice contrast or focal point.
- Does not depend on foreign oil as a raw material.
- Metal is 100% recyclable & virtually worry-free.

SHINGLE ADVANTAGES

- Residential grade architectural shingles.
- 30 year limited warranty.
- Match your home or existing building(s).

YOU CHOOSE
METAL OR SHINGLE ROOF

SAME PRICE ON ALL BUILDINGS
(STANDARD METAL COLORS)

URETHANE COLORS
STAINED COLOR APPEARANCE*

CHESTNUT BROWN	HONEY GOLD
MAHOGANY	DRIFTWOOD
DARK EBONY	

PAINT COLORS
SOLID COLOR APPEARANCE*

BARN WHITE	NAVAJO	BEIGE
CLAY	BUCKSKIN	BROWN
GRAY SHADOW	GAP GRAY	BLACK
EVERGREEN	PINNACLE RED	SCARLET RED

*Actual colors may vary from those displayed in brochure. See dealer for actual color swatch.
OHB is not responsible for colors not matching the brochure.

FLOORING OPTIONS

- 4x6 Pressure treated skids are notched for floor joists which greatly increases strength and prevents twisting - **standard**
- 16 inch on center pressure treated floor joists - **standard**
- 12 inch on center pressure treated floor joists - **optional** (standard on garages)
- 2x4 Pressure treated floor joists - **standard**
- 2x6 Pressure treated floor joists - **optional** (standard on 14' and 16' wide buildings)

5/8" CDX grade square edge, Pressure treated plywood - standard

- Lifetime warranty against termites & fungal decay
- Choose this flooring if you want a lifetime warranty against termites & fungal decay and are not as concerned with small imperfections and knots in the appearance or seam gaps due to shrinkage from the pressure treating process




3/4" Pressure treated plywood – optional

YOU CHOOSE: treated square edge or T&G - SAME PRICE

5/8" Tongue and Groove, Engineered Panels - standard

- Exceptional strength and stiffness for a flatter, more stable floor
- Free of knots and patches with a thermally fused face
- Advanced resins are moisture resistant
- Choose this if you want a seamless floor with a virtually flawless appearance



3/4" Tongue and Groove, Engineered Panels – optional

Standard floor designed for 40 lb/sq. ft. **LIVE LOAD** and 200 lb/sq. ft. **POINT LOAD**. Additional options are available. See dealer/website for more heavy duty options.



Engineer Certified buildings are certified for 30 psf Ground Snow Load and 105 mph winds (wind rating requires customer supplied anchors). Additional options are available – see dealer/website for more details. Standard set of engineered plans available with purchase of building upon request. Price does not include anchors, calculations or elevations. Extra charges apply for custom plans, calculations or elevations. Designed to meet IBC standards, not guaranteed for every local jurisdiction. Our buildings are classified as Minor Storage Facilities (Occupancy Category 1) and not intended for any other use. Economy style and Metal buildings are not certified as a standard. These can be built as certified for an additional charge.

ENGINEER
certified


SIDING OPTIONS




- 5/8" T1-11 PRESSURE TREATED
- NO ADDITIONAL CHARGE
- 24" OC STUDS (DOUBLED UNDER SEAMS) & 24" OC TRUSSES (66% thicker siding easily spans 24" OC stud spacing, with doubled support under seams to equal the same amount of wood as in 16" OC spacing)
 - PRESSURE TREATED and features a LIMITED LIFETIME WARRANTY against termites and fungal decay
 - Tried and true PREMIUM grade REAL PLYWOOD SIDING
 - 5/8" thick, 66% THICKER than many competing siding products
 - Comes water sealed with 4 YEAR water sealer
- AVAILABLE COATINGS: WATER SEALER (ONLY)




- 3/8" LP SMART PANEL
- NO ADDITIONAL CHARGE
- 16" OC STUDS / 24" OC TRUSSES / DOUBLE TOP STUD PLATE
 - SMARTGUARD TREATMENT makes this engineered wood product WATER RESISTANT
 - SMARTGUARD ZINC BORATE TREATMENT provides fungal decay, termite and impact RESISTANCE
 - Comes with a 50 YEAR LIMITED WARRANTY
- AVAILABLE COATINGS: PAINT & URETHANE (ONLY)



ADD LOFT

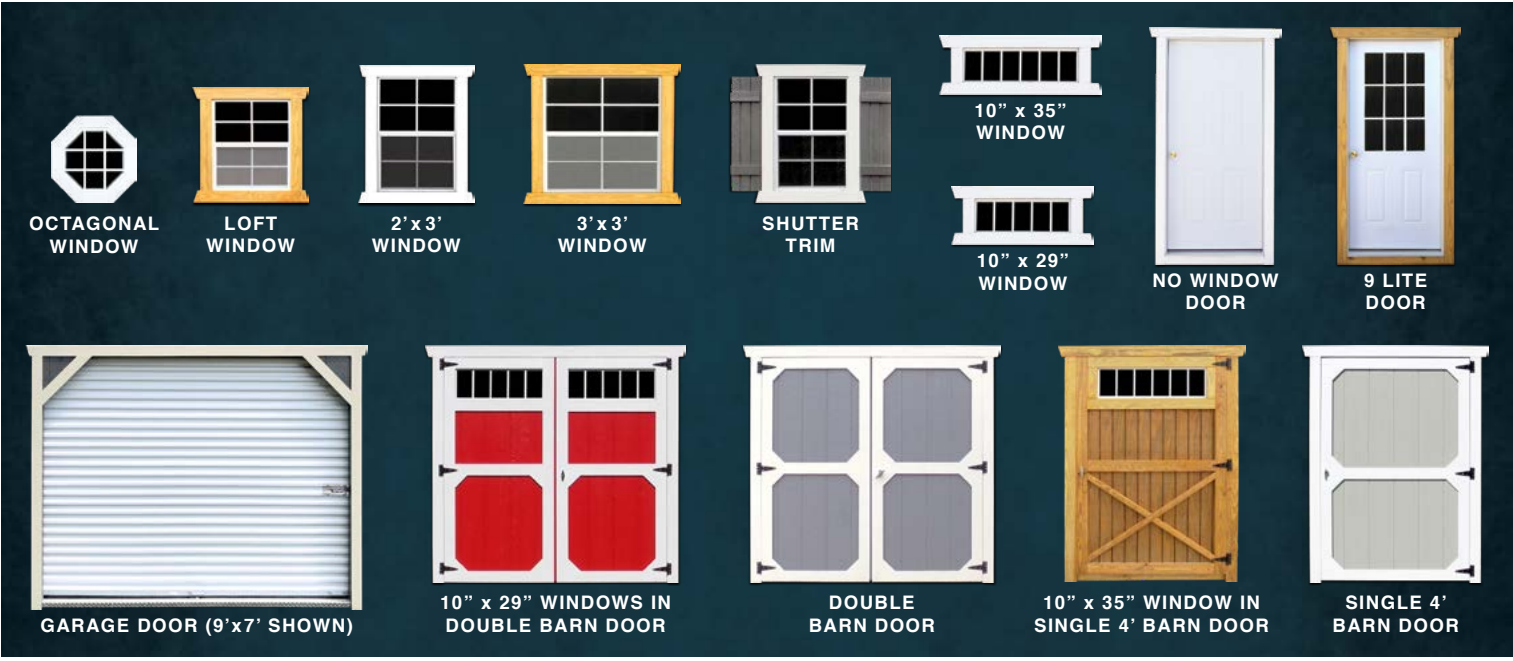


ADD WORKBENCH



ADD SHELVES

LOFT WINDOW (24" x 27") (IN LOFT ONLY)	\$75
2' x 3' WINDOW	\$75
2' x 3' DOUBLE PANE WINDOW	\$175
3' x 3' WINDOW	\$85
3' x 3' DOUBLE PANE WINDOW	\$225
10" x 29" WINDOW	\$70
10" x 35" WINDOW	\$85
18" OCTAGONAL WINDOW	\$75
SHUTTER TRIM	\$45 PER WINDOW
HOUSE - STYLE DOOR, NO WINDOW (OPENS IN & TO THE RIGHT)	\$260
HOUSE - STYLE DOOR, 9 LITE WINDOW (OPENS IN & TO THE RIGHT)	\$320
SINGLE 3' WOODEN BARN DOOR	\$60
SINGLE 3' WOODEN BARN DOOR WITH WINDOW	\$130
SINGLE 4' WOODEN BARN DOOR	\$80
SINGLE 4' WOODEN BARN DOOR WITH WINDOW	\$165
DOUBLE WOODEN BARN DOORS	\$120
DOUBLE WOODEN BARN DOORS WITH WINDOWS	\$260
9'x7' GARAGE DOOR (WALL MUST BE AT LEAST 12' WIDE x 8' TALL) (12" ON CENTER FLOOR JOISTS INCLUDED)	\$595
8'x7' GARAGE DOOR (WALL MUST BE AT LEAST 10' WIDE x 8' TALL) (12" ON CENTER FLOOR JOISTS INCLUDED) *10' WIDE BUILDINGS REQUIRE 2 ADDITIONAL SKIDS	\$585
ADDITIONAL SKIDS (EACH)	\$3.50/ft
3/4" FLOORING (PRICED PER SQUARE FOOT)	\$.40/sq ft
2x6 FLOOR JOISTS (STANDARD ON 14' & 16' WIDE BUILDINGS)	\$.30/sq ft
12" ON CENTER FLOOR JOISTS (STANDARD ON GARAGES)	\$.30/sq ft
7 FOOT TALL WALLS (81" INSIDE) (UTILITIES)	\$125
8 FOOT TALL WALLS (92" INSIDE) (UTILITIES)	\$125
SHELVES (3 TIER) (PRICED PER FOOT OF WIDTH)	\$10/ft
WORKBENCH (PRICED PER FOOT OF WIDTH)	\$12/ft
LOFT (PRICED PER FOOT OF DEPTH)	\$20/ft
OPENING LOFT DOOR (LOFTED BARN ONLY)	\$45
SPECIAL ORDER METAL ROOF COLOR (EXCLUDING METAL BUILDINGS)	\$45
16" ON CENTER STUDS AND TRUSSES (TREATED ONLY)	\$.70 /sq ft
16" ON CENTER TRUSSES (PAINTED ONLY)	\$.30 /sq ft
PORCH RAILING	\$12/ft
EXTRA PORCH POST	\$35/each
HOUSE WRAP (ON WALLS ONLY)	\$1 ²⁵ /sq ft
TAR PAPER (UNDER ROOFING ONLY)	\$1 ²⁵ /sq ft
TECH SHIELD	ON ROOF: +2% ADDITIONAL CHARGE
SILVER TECH (SMART PANEL ONLY)	ON WALLS: +3% ADDITIONAL CHARGE
6" FRONT & BACK ROOF OVERHANG (GABLE END WALLS)	\$200
7/12 PITCH (6' & 7' WALLS ONLY) (UTILITY ONLY) (8', 10' & 12' WIDE ONLY)	\$200
PAINT (ONE STANDARD COLOR)	FREE
PAINTED BUILDING TRIM (SECOND COLOR / PAINT ONLY)	\$50
EACH ADDITIONAL COLOR	\$50
(INCLUDES DOORS - PAINT OR URETHANE TRIM ON DOORS & SHUTTERS - PAINT ONLY)	
UPGRADE TO URETHANE OR CUSTOM PAINT COLOR (8' & 10' WIDE BUILDINGS)	ADD \$100
UPGRADE TO URETHANE OR CUSTOM PAINT COLOR (12', 14' & 16' WIDE BUILDINGS)	ADD \$200



FREE DELIVERY & EASY SETUP WITHIN 30 MILES

We will provide you with a quick and efficient delivery experience. Delivery site must be accessible with a truck and trailer.

NO SITE PREPARATION NECESSARY if site is accessible with truck and trailer and site is **NO MORE THAN 3 FEET OUT OF LEVEL**. **FREE SETUP** includes leveling with customer supplied concrete blocks and driver supplied pressure treated shims. Drivers can supply concrete blocks for \$2.50 each. **FIRST 30 MILES FREE**. Over 30 miles subject to additional charge.

JUST PAY THE FIRST MONTH'S RENT & SECURITY DEPOSIT & WE DELIVER & SET UP! IT'S THAT EASY!

PLEASE CONSULT YOUR LOCAL DEALER FOR THE MOST UP-TO-DATE DELIVERY LEAD TIMES

NOTE: Non-standard metal colors on any building will add to the lead time. Peak season and poor weather conditions can also add extra days on to delivery times. Lead times vary by location and non-standard colors are not available in all areas.



RENT TO OWN

Our low monthly rental rates are comparable to mini-warehousing rates. Our no strings attached plan allows you to have your own storage facility at your home or business, when and where you need it.

Just pay a small security deposit plus your first month's rent and we'll set up your building at your location.

SECURITY DEPOSITS*

- **\$100** on 8' & 10' wide buildings
- **\$200** on 12' wide buildings
- **\$1,000** on 14' wide buildings
- **\$1,500** on 16' wide buildings

*Does not apply to Animal Shelter. See page 7 for details.

NO STRINGS ATTACHED

The rental agreement is on a month to month basis, meaning you have the flexibility to turn in the building at any time for any reason.

SEE DEALER FOR DETAILS.

EARLY PAYOFF

Payoff anytime with no penalty. There is also a discount off the rental balance for those who pay off early.

You will not own the building until you make all payments necessary to acquire ownership or you exercise the early payoff option.

If you decide to pay off the building within 90 days, we'll waive the entire cost of lease services.



★ LIMITED ★ WARRANTIES

LIMITED LIFETIME WARRANTY

Against termite damage and fungal decay on all pressure treated wood, including pressure treated skids, floor joists (on all models), optional pressure treated flooring and optional pressure treated 5/8" T1-11 siding.

30 YEAR LIMITED WARRANTY ON METAL

All metal roofing and siding comes with a 30 year limited warranty against rust through.

FIVE YEAR LIMITED WARRANTY

We offer you peace of mind – with a limited 5 year warranty backed by a company that has been in business since 1997, you can trust that Old Hickory will be there if you need them, and with our warranty written, there will be no surprises in the rare event of a claim.

50 YEAR MANUFACTURER'S WARRANTY

For LP Smart Panel Siding.

Follow the link provided for more information:
<http://lpcorp.com/media/1419/lp-smartside-warranty-english.pdf>

**SEE OUR WEBSITE OLDHICKORYBUILDINGS.COM
FOR SPECIAL PRICING ON SELECT BUILDINGS**

BUILD & PRICE

Visit **OLDHICKORYBUILDINGS.COM** to design and customize your own building

BUILD ON SITE

Old Hickory Buildings offers a build-on-site program for those situations where delivery is not an option or a customer wants a customized solution. See your dealer for more information. Old Hickory Buildings cannot paint, urethane or water seal on-site buildings. Paint/Urethane/Water Sealer not included in price.

NOTE: Lead times vary by location | Not available in all areas





A COMPANY YOU CAN TRUST

Old Hickory Buildings has over 700 locations in North America and is fully insured. We have been in business since 1997 and carry Liability Insurance and Worker's Compensation so you don't have to worry. Old Hickory Buildings is a name you can trust.

OLDHICKORYBUILDINGS.COM



Old Hickory Buildings, LLC and its associates are not responsible for permits, snow/wind load requirements, covenant searches, restrictions, setbacks, yard damage, or underground damage. Customer is responsible for compliance with any such requirements. Free setup includes leveling the building starting with one corner at ground level and raising it up to a maximum of 3 feet. If leveling requires 1 foot or less, pressure treated wood may be used. Otherwise, customer may supply concrete blocks which are placed on top of the ground, or we can supply concrete blocks for \$2.50 each. In very rare cases, underground footers may be required by local building codes. Old Hickory Buildings does not offer digging or footer services and these are not included in free set up, however we can work with customer or contractor when required for an additional cost. Please contact your local Building Inspector and/or Homeowner's Association for information on requirements and restrictions. It is the customer's responsibility to decide if ground conditions are unsuitable for delivery. Free Delivery covers one trip up to 30 miles one way. Trips over 30 miles are subject to a \$2/mile (8ft, 9ft & 10ft wide) or \$3.50/mile (12ft & 14ft wide) or \$4.50/mile (16ft wide) charge one way. The customer will be responsible for the mileage charge as well as the cost of any additional trips. Old Hickory has the right to refuse any sale prior to the time when it is accepted and approved by Old Hickory's corporate office and the building is set up at customer's location.

ALL PRICES SUBJECT TO CHANGE.

1.7.21 -- (OHB_OH-3795) Old Hickory Buildings, LLC ©Copyright 2020 All rights reserved

OH

v11.5